



# MATERIA

---

COLLECTION  
LUXURY DECOR AND BESPOKE SOLUTIONS

BAMBOO WALL PANELS

---

LAURAMERONI  
design . collection

## BAMBOO WALL PANELS

Bamboo Wall Panels are characterized by a series of channels of different sizes that cut across the surface of the panel, each time creating different designs.

The introduction of bars lacquered in a variety of colors makes it possible to create an infinite number of combinations. Such freedom of composition means that different chromatic effects can be obtained each time.

Lacquered or wood veneered board with 9, 5, 3 or without channels on the sight side. Available in all RAL colors or wood veneered only on the flat surface.







## BAMBOO WALL PANELS



A simple yet ingenious mechanism permits to freely change the disposition of the bars: the customization becomes then extreme.

The bars can be lacquered in the same or in different RAL colors to create infinite chromatic effects

The flat surface of the panel is wood veneered while the channels and the bars are lacquered in different colors.

Thanks to its innovative design, Bamboo Wall Panelling System can be combined with hinged or sliding doors of the same collection.











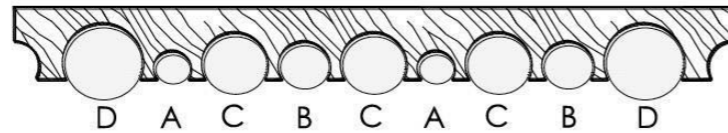






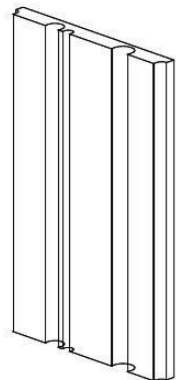
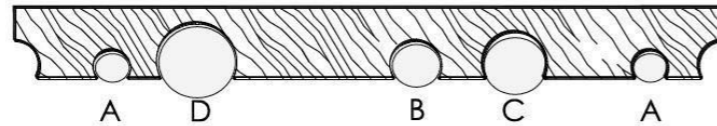
DP 001 AA

MDF board with 9 channels on the sight side



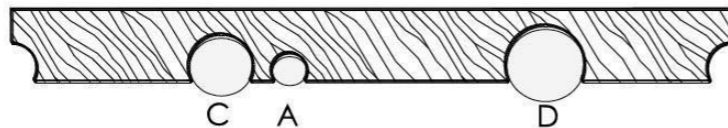
DP 001 BA

MDF board with 5 channels on the sight side



DP 001 CA


MDF board with 3 channels on the sight side



Finishes: Available in rosewood wenge, maple, walnut, cherry wood, oak, teak and larch.  
Also available in all RAL colors

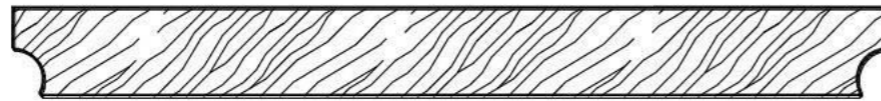
Thickness: 50 mm

Maximum board dimensions in inches:  
W 19.5 in x 130"



DP 001 DA

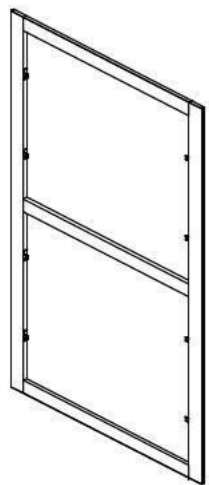
MDF board without channels on the sight side



Finishes: Available in rosewood wenge, maple, walnut, cherry wood, oak, teak and larch.  
Also available in all RAL colors

Thickness: 50 mm

Maximum board dimensions in inches:  
W 19.5 in x 130"



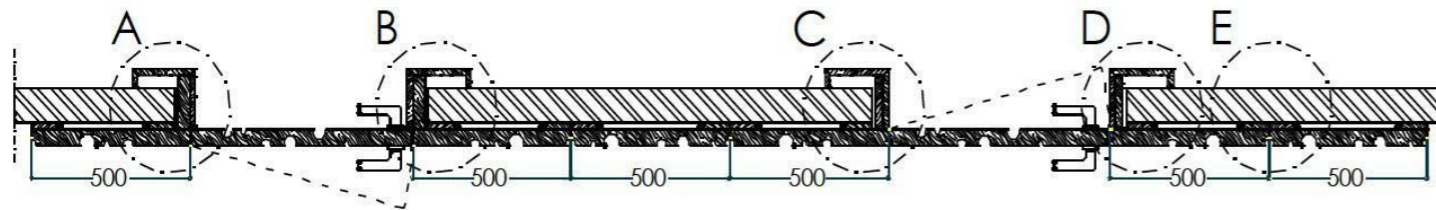
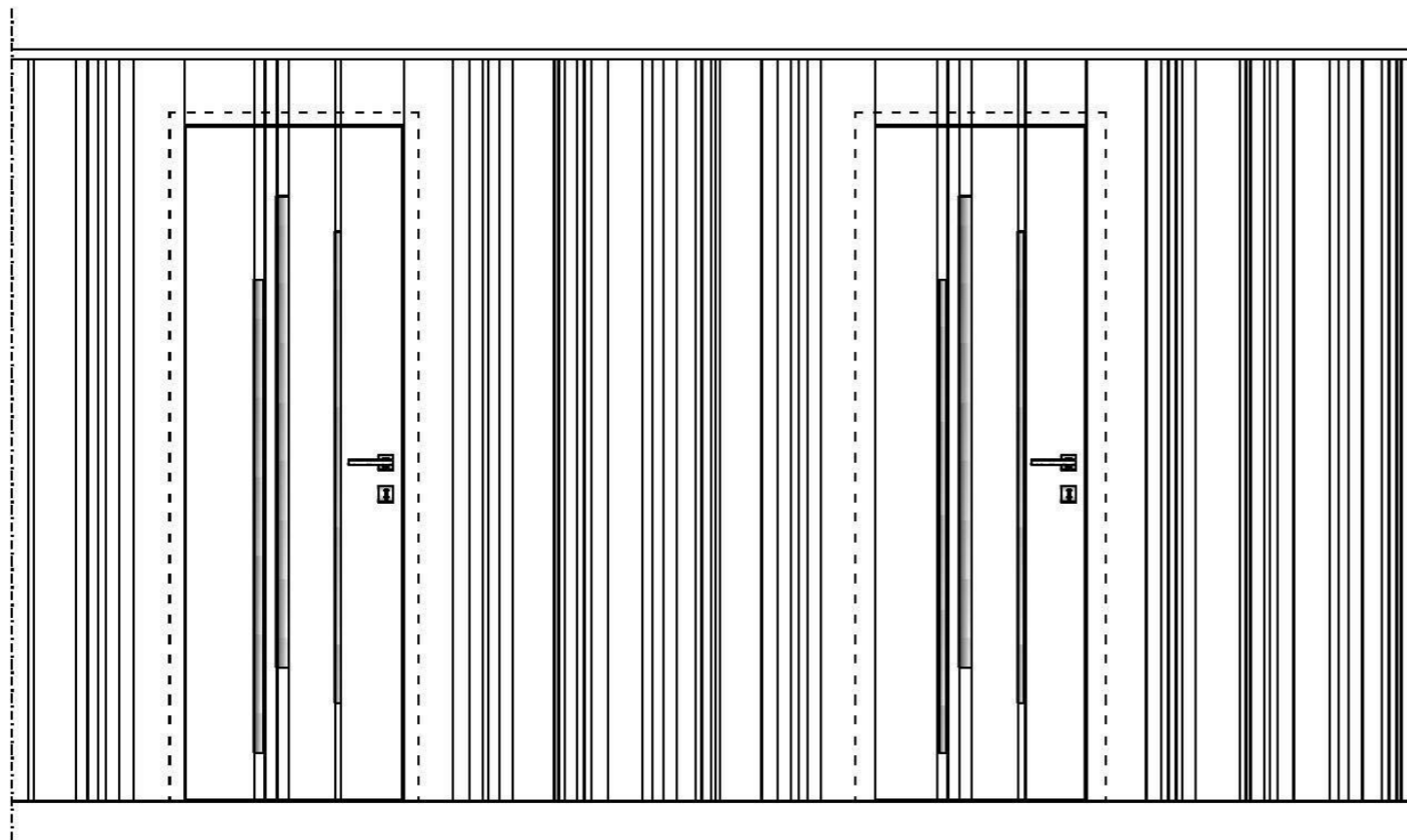
DP 003 T

Wall anchorage structure in black painted plywood complete with fastening for wall panels -  
Thickness 20 mm. Custom made without any price variation.

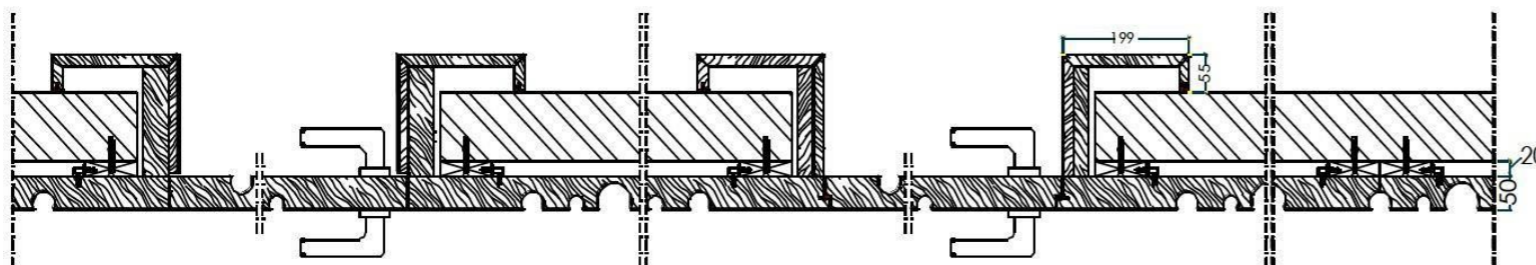
Important note: To allow the assembly the wall panel must be 30 mm lower than the ceiling. Each ordered Wall panel has to correspond to an anchorage structure with the same dimensions.



# WALL PANEL SYSTEM example with HINGED doors



Detail A-B-C-D



## Custom-made hinged doors

MDF hinged doors with channels on both sides available in the following versions:

DP 210 A → fin. matt lacquered

DP 211 L → Fin. wood veneered + matt lacquered channels

STANDARD hardware:

- Patent magnetic lock
- Concealed hinges in satin steel with 180° opening

Dimension limits: (in cm)

Single leaf door: W min. 70 - max. 100  
H min. 210 - max. 300

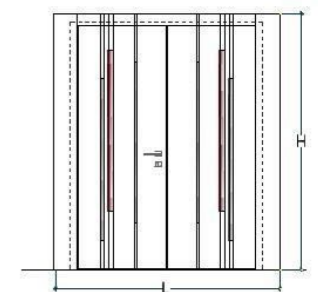
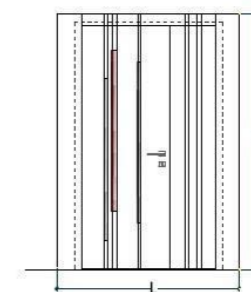
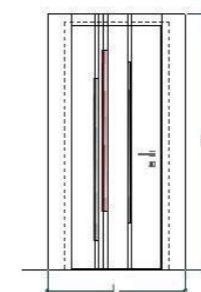
Asymmetrical double leaf door: W min. 100 - max. 160  
H min. 210 - max. 300

Symmetrical double leaf door: W min. 100 - max. 200  
H min. 210 - max. 300

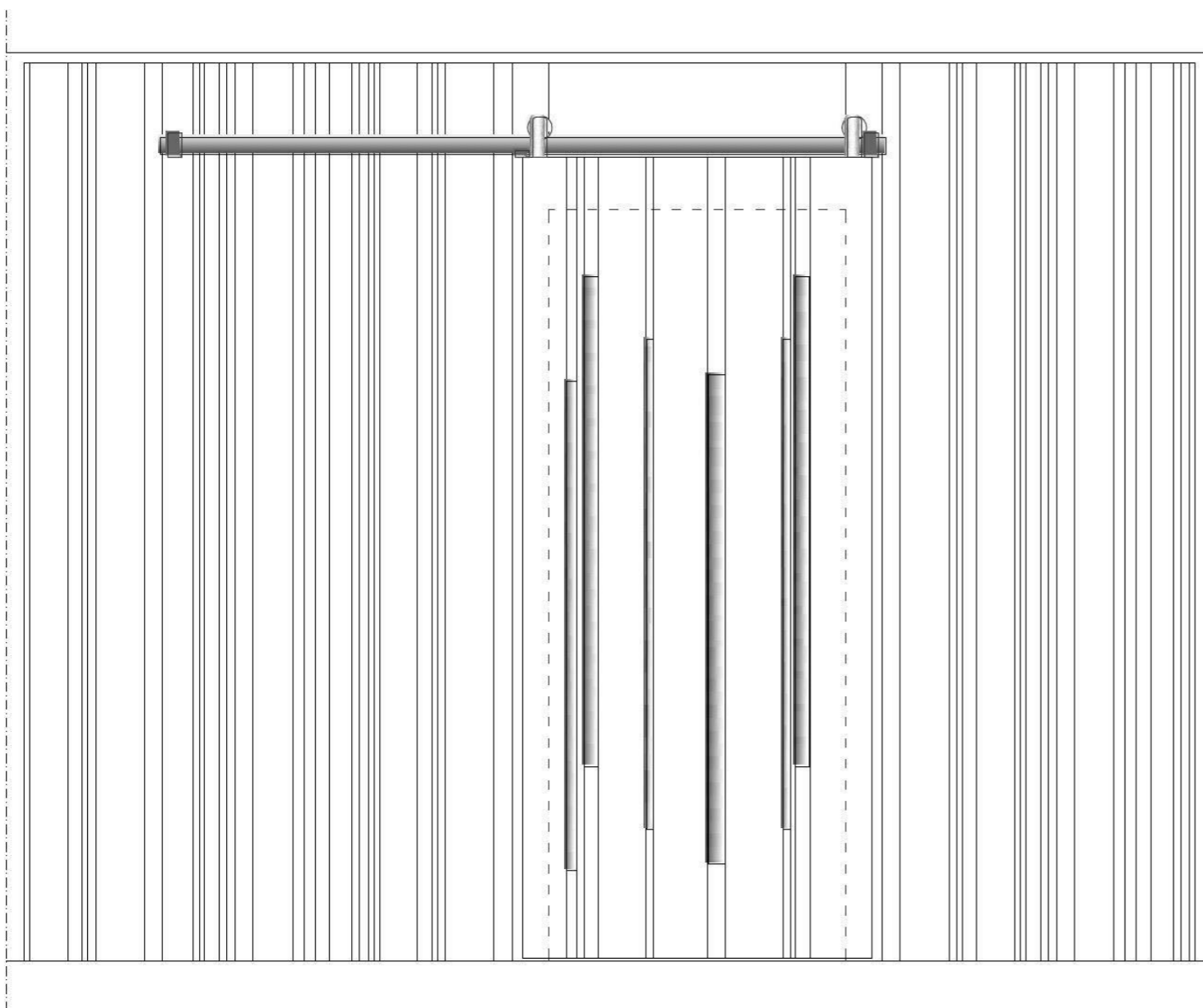
Single leaf door

Asymmetrical double leaf door

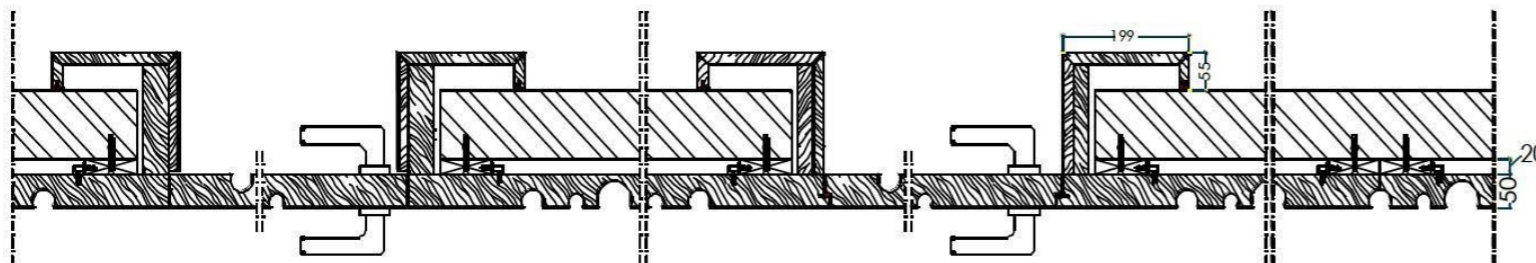
Symmetrical double leaf door



# WALL PANEL SYSTEM example with SLIDING Doors



Detail A-B-C-D



## Custom-made sliding doors

MDF sliding doors with channels on both sides available in the following versions:

DP 310 A → fin. matt lacquered

DP 311 L → fin. wood veneered + matt lacquered channels

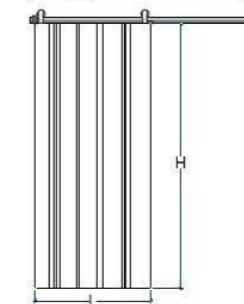
Nominal dimensions of the board:  
 Width in cm.: min. 70 - max. 130  
 Height in cm.: min. 200 - max. 300  
 Thickness cm. 5

Dimension limits: (in cm)

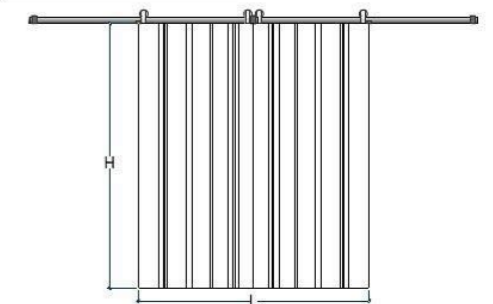
Single leaf door: W min. 70 - max. 130  
 H min. 200 - max. 300

Double leaf door: W min. 140 - max. 260  
 H min. 200 - max. 300

Single leaf door



Double leaf door





Bamboo bar 2,5 x 2 x H 100 cm.	DP-A 100
Bamboo bar 2,5 x 2 x H 120 cm.	DP-A 120
Bamboo bar 2,5 x 2 x H 140 cm.	DP-A 140
Bamboo bar 2,5 x 2 x H 160 cm.	DP-A 160

---

Bamboo bar 3,5 x 3 x H 100 cm.	DP-B 100
Bamboo bar 3,5 x 3 x H 120 cm.	DP-B 120
Bamboo bar 3,5 x 3 x H 140 cm.	DP-B 140
Bamboo bar 3,5 x 3 x H 160 cm.	DP-B 160

---

Bamboo bar 4,5 x 4 x H 100 cm.	DP-C 100
Bamboo bar 4,5 x 4 x H 120 cm.	DP-C 120
Bamboo bar 4,5 x 4 x H 140 cm.	DP-C 140
Bamboo bar 4,5 x 4 x H 160 cm.	DP-C 160

---

Bamboo bar 5,5 x 5 x H 100 cm.	DP-D 100
Bamboo bar 5,5 x 5 x H 120 cm.	DP-D 120
Bamboo bar 5,5 x 5 x H 140 cm.	DP-D 140
Bamboo bar 5,5 x 5 x H 160 cm.	DP-D 160



PLAIN WOODS



Maple



Oak



Teak



Zebrano



Walnut Canaletto



Dyed Walnut Canaletto



Mahogany



Ebony



Termocotto Oak



Rosewood



Wenge



MATT LACQUERED



RAL 3027



RAL 7047



RAL 5008



RAL 5018



RAL 1037



Available in all RAL colours



[www.materiacollection.com](http://www.materiacollection.com) | [info@materiacollection.com](mailto:info@materiacollection.com)

**MATERIA** COLLECTION  
LUXURY DECOR AND BESPOKE SOLUTIONS

📍 1060 Kane Concourse, Bay Harbor Islands, FL 33154

📍 267 5th Ave New York, NY 10016

☎ 786-438-1330

☎ 800-849-4953